

Non-linear damping of superimposed primordial oscillations on the matter power spectrum in galaxy surveys

Mario Ballardini,^{*a,b,c,d*} **Riccardo Murgia**,^{*e,f,g,j*} **Marco Baldi**,^{*a,h,c*}
Fabio Finelli^{*b,c*} and **Matteo Viel**^{*e,f,g,i*}

^{*a*}Dipartimento di Fisica e Astronomia, Alma Mater Studiorum Università di Bologna,
via Pietro Gobetti 93/2, I-40129 Bologna, Italy

^{*b*}INAF/OAS Bologna,
via Piero Gobetti 101, I-40129 Bologna, Italy

^{*c*}INFN, Sezione di Bologna,
via Irnerio 46, I-40126 Bologna, Italy

^{*d*}Department of Physics & Astronomy, University of the Western Cape,
Modderdam Road P/Bag X17, Bellville 7530, South Africa

^{*e*}SISSA,
via Bonomea 265, 34136 Trieste, Italy

^{*f*}INFN, Sezione di Trieste,
via Valerio 2, 34127 Trieste, Italy

^{*g*}IFPU, Institute for Fundamental Physics of the Universe,
via Beirut 2, 34151 Trieste, Italy

^{*h*}INAF/OAS Bologna,
via Piero Gobetti 93/3, I-40129 Bologna, Italy

^{*i*}INAF, Osservatorio Astronomico di Trieste,
via Tiepolo 11, I-34131 Trieste, Italy

^{*j*}Laboratoire Univers & Particules Montpellier (LUPM),
CNRS & Université de Montpellier (UMR-5299),
Place Eugène Bataillon, F-34095 Montpellier Cedex 05, France

E-mail: mario.ballardini@inaf.it, riccardo.murgia@umontpellier.fr,
marco.baldi5@unibo.it, fabio.finelli@inaf.it, viel@sissa.it

Received January 3, 2020

Revised March 10, 2020

Accepted March 27, 2020

Published April 21, 2020

Abstract. Galaxy surveys are an important probe for superimposed oscillations on the primordial power spectrum of curvature perturbations, which are predicted in several theoretical models of inflation and its alternatives. In order to exploit the full cosmological information in galaxy surveys it is necessary to study the matter power spectrum to fully non-linear scales. We therefore study the non-linear clustering in models with superimposed linear and logarithmic oscillations to the primordial power spectrum by running high-resolution dark-matter-only N-body simulations. We fit a Gaussian envelope for the non-linear damping of superimposed oscillations in the matter power spectrum to the results of the N-body simulations for $k \lesssim 0.6 h/\text{Mpc}$ at $0 \leq z \leq 5$ with an accuracy below the percent. We finally use this fitting formula to forecast the capabilities of future galaxy surveys, such as Euclid and Subaru, to probe primordial oscillation down to non-linear scales alone and in combination with the information contained in CMB anisotropies.

Keywords: cosmological parameters from LSS, galaxy clusters, physics of the early universe, power spectrum

ArXiv ePrint: [1912.12499](https://arxiv.org/abs/1912.12499)

Contents

1	Introduction	1
2	Superimposed oscillations on the primordial power spectrum	2
3	Accurate fitting formula for the non-linear matter power spectrum with superimposed primordial oscillations	3
	3.1 Cosmological simulations	3
	3.2 Fit model	6
4	Comparison with the BAO signal	9
5	Forecast for future galaxy surveys	11
	5.1 Galaxy power spectrum	11
	5.2 Fisher analysis	12
	5.3 Galaxy clustering specifications	13
6	Results	13
7	Conclusions	14

1 Introduction

The study of departures from a simple power-law in the primordial power spectrum (PPS) of curvature perturbations has been fueled by theoretical advances and observational progress over many years (see ref. [1] for a review).

From a theoretical perspective, departures from a simple power-law can be a signature of the breakdown of any of the assumptions behind standard single field slow-roll inflation with Bunch-Davies initial conditions for quantum fluctuations [2–6]. In the analogy in which primordial fluctuations can be seen as a cosmological collider for the physics of the early Universe [7, 8], these features could help in discriminating between inflation and alternative scenarios, or could provide hints for inflaton dynamics beyond slow-roll, and new heavy particles.

From the observational side, departures from a simple power-law in the PPS are of extreme interest, despite the tighter and tighter constraints on their size due to the increasing precision of cosmological observations. Well motivated theoretical models with features in the PPS have led to an improvement in the fit to cosmic microwave background (CMB) anisotropies data with respect to the simplest power-law spectrum since the WMAP first year data [9] to the final *Planck* legacy data release [10]. However, these improvements in the fit come at the expense of having extra parameters and these models have not been preferred over the simplest power-law spectrum at a statistically significant level so far, see e.g. [10].

Next generation of cosmological observations will help in explaining whether the hints for departures from a power-law spectrum for primordial fluctuations have a physical origin or are a mere statistical fluctuation. In particular, large-scale structure (LSS) surveys are very promising [11–23] since they can probe the PPS to smaller scales and can increase the range of scales which are independently scanned by CMB anisotropy measurements. It has been already quantified how future LSS surveys could significantly improve current

constraints on theoretical models with features in the PPS by just using linear scales, i.e. $k \lesssim 0.1 h/\text{Mpc}$ [12, 15, 16, 21]. On the other hand, non-linear effects are important on most of the scales which are probed by LSS surveys and for these models are not accurately described by `Halofit`. Therefore, the study of non-linear dynamic is required to have full access to the information for primordial features contained in the dark matter (DM) power spectrum measurements as already studied in refs. [24–26].

In this paper, we study two templates for the PPS which include undamped oscillations at small scales and therefore need the understanding of the non-linear gravitational instability at the scales of interest for galaxy surveys. Among the several models of primordial features, we choose the case of undamped linear or logarithmic oscillations superimposed on all the scales of interest to a PPS described by a power-law [27–35]: these are the theoretical models which lead to the largest improvement in the fit of CMB anisotropies and which need the understanding of non-linear clustering on scales $k \gtrsim 0.1 h/\text{Mpc}$, given the presence of oscillations on all the scales. With these linear and logarithmic oscillations superimposed to the PPS we run a set of high-resolution DM-only cosmological simulations with $1,024^3$ DM particles in a comoving box with side length of $1,024 \text{ Mpc}/h$ (see [20] for N-body simulations with different type of primordial features). We then develop a fitting function calibrated against a set of N-body simulations with features in the PPS, following the approach previously used in `Halofit` [36, 37] or `HM-Code` [38, 39] for ΛCDM and some of its extensions.

The paper is organized as follows. We begin in section 2 introducing the two templates for oscillatory features that we study. In section 3.1, we describe the simulations. In section 3.2, we use a Gaussian envelope for the non-linear damping and we calibrate it against the N-body simulations; we also compare our findings with the leading-order theoretical predictions for the damping from refs. [25, 26]. We discuss in section 4 the damping of the baryon acoustic oscillations (BAO) features versus the damping of the primordial linear oscillations. We run a series of forecasts in section 5 with galaxy clustering up to $k_{\text{max}} = 0.6 h/\text{Mpc}$ in combination with CMB for a Euclid-like experiment and Subaru Prime Focus Spectrograph (PFS), and we discuss the results in section 6. Section 7 contains our conclusions.

2 Superimposed oscillations on the primordial power spectrum

The type of superimposed oscillatory features on the PPS which we study in this paper are predicted in several well motivated theoretical models. These features can be generated by an oscillatory signal in time in the inflationary field potential or in the internal field space with a frequency larger than the Hubble parameter H able to resonate with the curvature modes inside the horizon [27]. They can be realized in many contexts as in axion inflation [28], small-field models such as brane inflation [29], large-field models in string theory such as axion monodromy [30], or as oscillations of massive fields [31, 32]. Superimposed oscillations on the PPS are also generated when inflaton temporarily deviates from the attractor solution at some point during its evolution [40, 41] or for non Bunch-Davies initial conditions [33–35].

We study two templates with superimposed oscillations on the PPS [27], the first with linear oscillations

$$P_{\zeta}(k) = P_{\zeta,0}(k) \left[1 + \mathcal{A}_{\text{lin}} \cos \left(\omega_{\text{lin}} \frac{k}{k_*} + \phi_{\text{lin}} \right) \right], \quad (2.1)$$

and the second with logarithmic oscillations

$$P_{\zeta}(k) = P_{\zeta,0}(k) \left[1 + \mathcal{A}_{\text{log}} \cos \left(\omega_{\text{log}} \log \frac{k}{k_*} + \phi_{\text{log}} \right) \right], \quad (2.2)$$

Model	\mathcal{A}	$\log_{10} \omega$	$\phi/(2\pi)$
Lin. Osc.	0.03	0.8	0.0
Lin. Osc.	0.03	0.8	0.6
Lin. Osc.	0.03	0.87	0.0
Lin. Osc.	0.03	0.87	0.2
Lin. Osc.	0.03	1.0	0.4
Lin. Osc.	0.03	1.0	0.6
Log. Osc.	0.03	0.8	0.2
Log. Osc.	0.03	0.87	0.4
Log. Osc.	0.03	1.26	0.8
Log. Osc.	0.03	1.5	0.6

Table 1. Here we report the 10 cosmological models that we have considered for our analyses, each of them identified by an amplitude \mathcal{A} , a frequency ω , and a phase $\phi/(2\pi)$ (see eqs. (2.1) and (2.2)). The first six (last four) models correspond to a superimposed linear (logarithmic) oscillation pattern.

where $P_{\zeta,0}(k) = A_s(k/k_*)^{n_s-1}$ is the standard power-law PPS with pivot scale $k_* = 0.05 \text{ Mpc}^{-1}$.

3 Accurate fitting formula for the non-linear matter power spectrum with superimposed primordial oscillations

Galaxies trace the invisible cold dark matter (CDM) distribution and we can estimate their power spectrum to extract information on the underlying power spectrum of primordial fluctuations. While on linear scales the matter power spectrum can be computed for any given initial conditions and cosmological model with dedicated Einstein-Boltzmann solvers like CAMB¹ [42, 43] or CLASS² [44, 45], in the non-linear regime, one has to rely on cosmological N-body simulations to study the non-linear gravitational evolution for every extension of the Λ CDM cosmological model.

The halo fit model has been successfully used to predict the small-scale non-linearities for the Λ CDM cosmology and some of its simplest extensions such as models including massive neutrinos [46] or non-standard dark energy equations of state (wCDM) [37]. So far, this programme has not yet been pursued for models with primordial superimposed oscillations, and we aim to start the process with the present analysis. In particular, we wonder how superimposed oscillations will be damped on non-linear scales and if there will be any additional effect like a running of the frequency or a de-phasing of the oscillations due to the non-linear evolution of the perturbations.

3.1 Cosmological simulations

In order to perform our analysis, we have run a set of 10+1 high-resolution DM-only cosmological simulations corresponding to 6 (4) models with superimposed linear (logarithmic) oscillations, all of them listed in table 1, plus the standard Λ CDM case. Each of the simulations follows the non-linear evolution of $1,024^3$ DM particles in a comoving box with side

¹<https://github.com/cmbant/CAMB>.

²https://github.com/lesgourg/class_public.

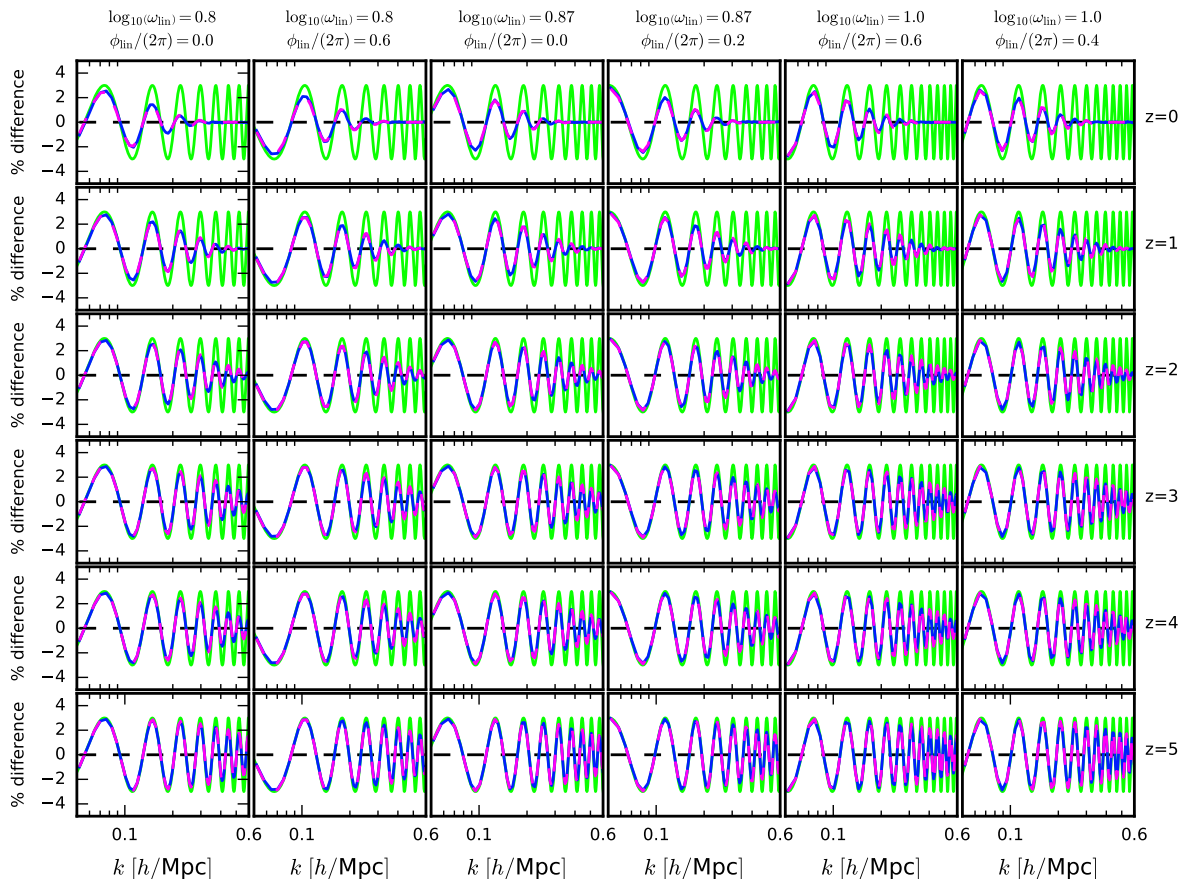


Figure 1. Relative differences with respect to the Λ CDM matter power spectrum between non-linear matter power spectrum with undamped superimposed oscillation (green), non-linear matter power spectrum obtained from the simulations (blue), and non-linear matter power spectrum reconstructed with our semi-analytical damping (3.2) (dashed magenta) for the template with linear oscillation (2.1) at five different redshift $z = 0, 1, 2, 3, 4, 5$ from the top to the bottom respectively.

length of $1,024 \text{ Mpc}/h$, using a gravitational softening length of $25 \text{ kpc}/h$, down to redshift $z = 0$. The cosmological parameters have been fixed to the following values: $\Omega_m = 0.321$, $\Omega_\Lambda = 0.679$, $n_s = 0.963$, $H_0 = 66.9 \text{ km s}^{-1} \text{ Mpc}^{-1}$, and $\sigma_8 = 0.8$. To minimise the noise induced by cosmic variance, we also performed 3 more simulations with larger boxes, i.e. $1,024^3$ DM particles in a $2,048 \text{ Mpc}/h$ size length box, only for the highest-frequency logarithmic models, which are the most sensitive to the box size, and the Λ CDM case.

All simulations have been run with the N-body code **GADGET-3**, a modified version of the publicly available numerical code **GADGET-2** [47, 48]. The initial conditions have been produced by displacing the DM particles from a cubic Cartesian grid according to second-order Lagrangian Perturbation Theory, with the **2LPTic** code [49], at redshift $z = 99$. The corresponding input linear matter power spectra were computed with a modified version of the publicly available code **CAMB**, with the superimposed oscillations given by eq. (2.1) for the linear cases, and by eq. (2.2) for logarithmic cases. The values assigned to the amplitude \mathcal{A} , the frequency ω , and the normalized phase $\phi/(2\pi)$, associated with each of the models are reported in table 1. In generating the initial conditions we turned off the Rayleigh sampling as done in ref. [50], in order to fix the mode amplitude to the expected value of the linear

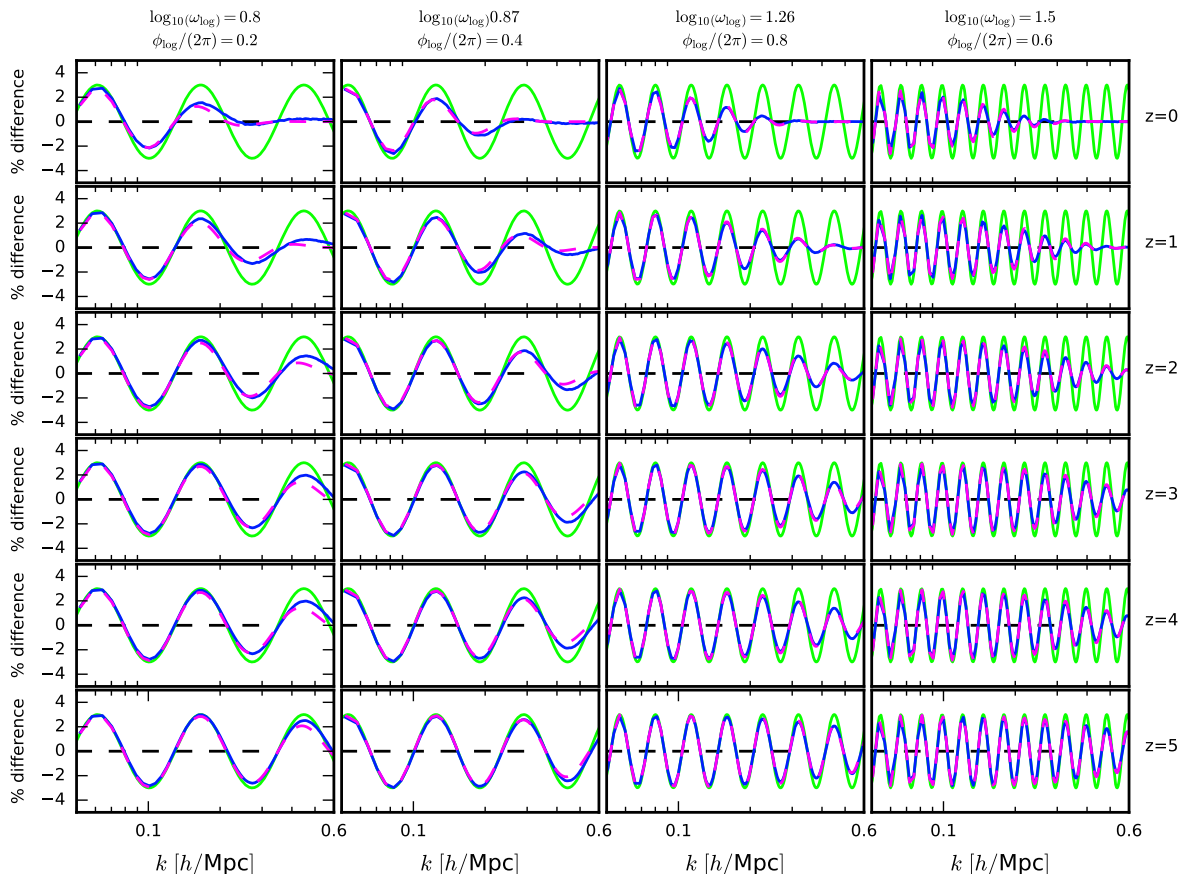


Figure 2. Relative differences with respect to the Λ CDM matter power spectrum between non-linear matter power spectrum with undamped superimposed oscillation (green), non-linear matter power spectrum obtained from the simulations (blue), and non-linear matter power spectrum reconstructed with our semi-analytical damping (3.2) (dashed magenta) for the template with logarithmic oscillation (2.2) at five different redshift $z = 0, 1, 2, 3, 4, 5$ from the top to the bottom respectively.

power spectrum. We explicitly check that this aspect does not bias any of our results that are always cast in terms of ratios between the case including primordial oscillations and the corresponding baseline power-law case. For a more comprehensive analysis of Rayleigh sampling and paired fixed field simulation we refer to ref. [51]. On top of these simulations, we have used a Friends-of-Friends (FoF) algorithm [52] with the standard linking length $b = 0.2$, in order to identify particle groups and to extract the statistics of the associated DM halos.

For all simulations we have extracted the matter and halo power spectra $P_m(k, z)$ and $P_h(k, z)$ as a function of the Fourier wavenode k and of the redshift z by assigning the mass of tracer DM particles and individual collapsed halos to a Cartesian grid with $1,024^3$ cells through a Cloud-In-Cell mass assignment scheme. The visual inspection of the ratio of each model's power spectrum to the reference Λ CDM scenario shows how the primordial pattern of oscillations can still be clearly observed at low redshifts, with a significant damping of the small-scale oscillations which we show between $z = 5$ and $z = 0$, for both the DM (see figures 1 and 2 below) and the halos (see figures 3 and 4 below) distributions.

In figure 5, we show the relative differences between the non-linear matter power spectrum of one of the logarithmic models ($\mathcal{A}_{\log} = 0.03$, $\log_{10} \omega_{\log} = 0.8$, $\phi_{\log}/(2\pi) = 0.2$) with

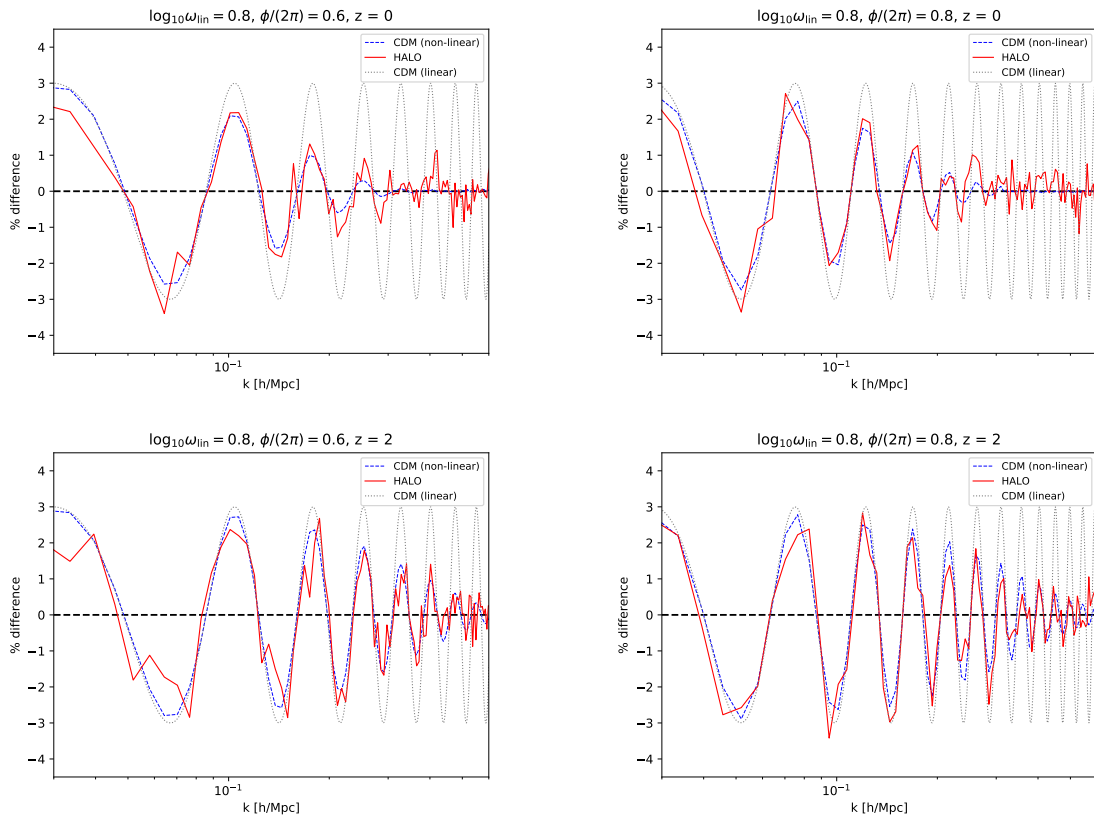


Figure 3. Relative differences with respect to the Λ CDM case, for the DM halo power spectra computed from N-body simulations (red solid lines), for the template with linear oscillation (2.1) at two different redshift $z = 0, 2$, from the top to the bottom respectively. We show on the left the results for $\mathcal{A}_{\text{lin}} = 0.03$, $\log_{10} \omega_{\text{lin}} = 0.8$, $\phi/(2\pi) = 0.6$ and on the right for $\mathcal{A}_{\text{lin}} = 0.03$, $\log_{10} \omega_{\text{lin}} = 1.0$, $\phi/(2\pi) = 0.4$. As a reference, we also plot the corresponding linear (dotted gray lines) and non-linear (blue dashed lines) matter power spectra.

respect to the Λ CDM case. The solid lines of figure 5 refer to spectra extracted from initial conditions produced through 2LPTic, at different redshifts. For comparison, we also show one power spectrum extracted from the corresponding N-body simulation, at $z = 5$, which is in very good agreement with the corresponding 2LPTic output (dot-dashed line). The relative difference between the linear matter power spectra is plotted as a gray dotted line.

3.2 Fit model

We use our simulations to calibrate the small-scale damping induced by non-linear dynamics on the oscillatory features superimposed in the matter power spectrum. To do so, we use a least chi-squared method to find the best-fit solution of

$$\chi^2(\Sigma) = \sum_i \sum_{z=0}^5 \sum_{k=k_{\text{min}}}^{k_{\text{max}}} \left[\frac{P_{i,\text{fit}}(k, z, \Sigma) - P_{i,\text{sim}}(k, z)}{\sigma_i(k, z)} \right]^2 \quad (3.1)$$

with linear loss function, where i runs over the different best-fit for the features parameters listed in table 1, $P_{i,\text{fit}}(k, z)$ is our semi-analytic template to model non-linear effects for the

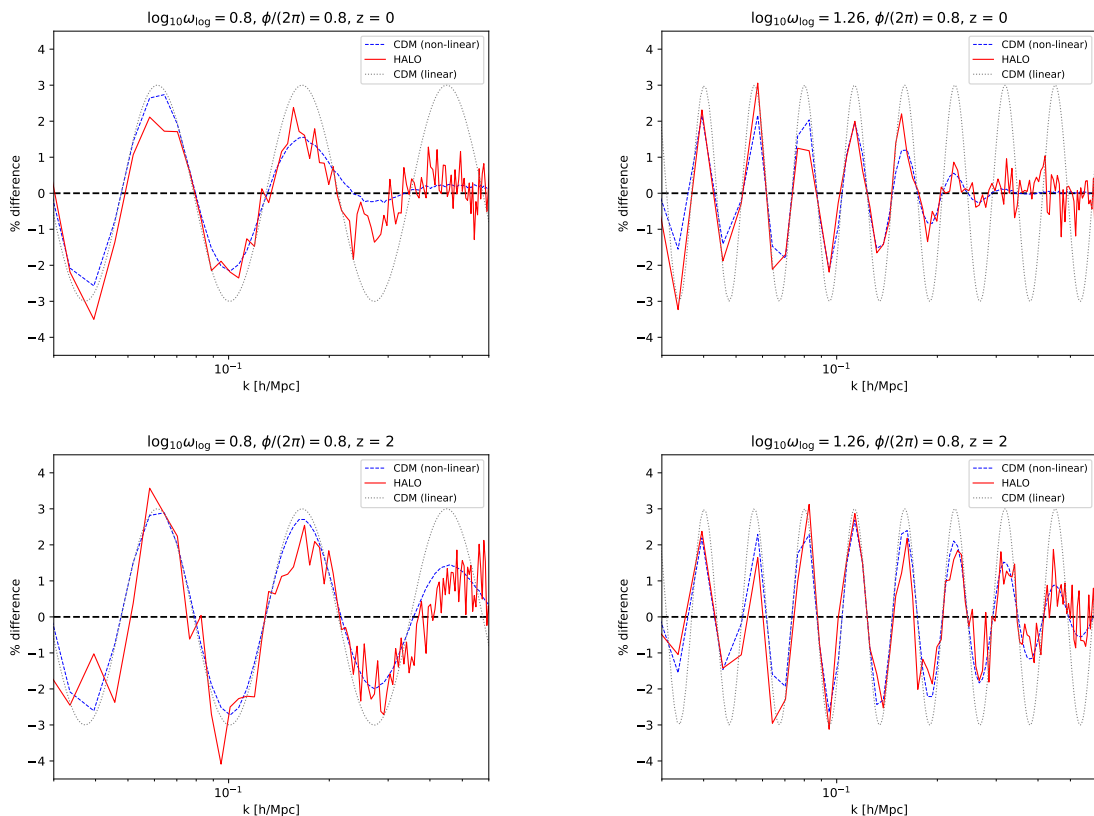


Figure 4. Relative differences with respect to the Λ CDM case, for the DM halo power spectra computed from N-body simulations (red solid lines), for the template with logarithmic oscillation (2.2) at two different redshift $z = 0, 2$, from the top to the bottom respectively. We show on the left the results for $\mathcal{A}_{\log} = 0.03$, $\log_{10} \omega_{\log} = 0.8$, $\phi/(2\pi) = 0.2$ and on the right for $\mathcal{A}_{\log} = 0.03$, $\log_{10} \omega_{\log} = 1.26$, $\phi/(2\pi) = 0.8$. As a reference, we also plot the corresponding linear (dotted gray lines) and non-linear (blue dashed lines) matter power spectra.

superimposed oscillations, and $P_{i,\text{sim}}(k, z)$ is the non-linear matter spectrum from the simulations. We set the variance $\sigma_i(k, z) = P_{\text{sim}}(k, z)$, where $P_{\text{sim}}(k, z)$ is the non-linear matter power spectrum for a Λ CDM cosmology from the simulations. We consider wavenumbers between $k_{\min} = 0.05 h/\text{Mpc}$ and $k_{\max} = 0.6 h/\text{Mpc}$.

We write the semi-analytic template to model non-linear effects as:

$$P_{i,\text{fit}}(k, z, \Sigma) = P(k, z) [1 + \mathcal{A}_i \cos(\omega_i \kappa_X + \phi_i) \mathcal{D}(k, z, \Sigma)] , \quad (3.2)$$

where $P(k, z)$ is the non-linear matter power spectrum for a Λ CDM cosmology from the simulations assuming that the small-scales enhancement of the matter power spectrum and the BAO feature smoothing due to non-linear effects is the same as in Λ CDM cosmology for this class of models. $\kappa_{\text{lin}} \equiv k/k_*$ for linear oscillations (2.1) and $\kappa_{\log} \equiv \log(k/k_*)$ for logarithmic oscillations (2.2). $\mathcal{D}(k, z, \Sigma)$ is the damping function to model the damping of superimposed oscillations on the matter power spectrum due to non-linear effects. Analogously to the damping used for BAO [53], we parameterize the damping function with a Gaussian damping as:

$$\mathcal{D}(k, z, \Sigma) = e^{-k^2 \Sigma^2(z)/2} , \quad (3.3)$$

where Σ is the redshift-dependent parameter that we fit with our simulations.

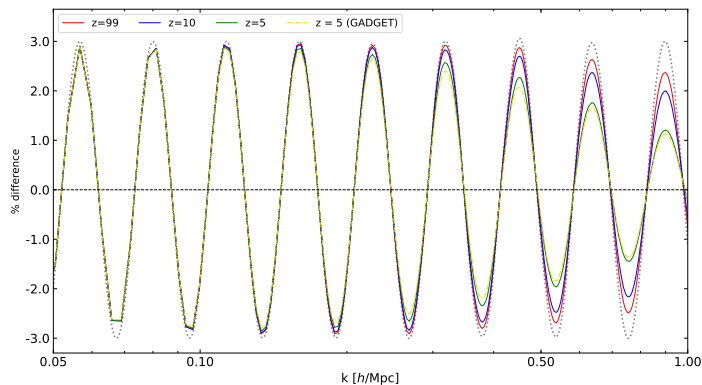


Figure 5. We show the relative differences between the non-linear matter power spectrum of one of the logarithmic models ($\mathcal{A}_{\log} = 0.03$, $\log_{10} \omega_{\log} = 0.8$, $\phi_{\log}/(2\pi) = 0.2$) with respect to the Λ CDM case, as extracted from initial conditions produced through 2LPTic (solid lines). We also show one power spectrum extracted from the corresponding N-body simulation, at $z = 5$ (dot-dashed line). As a reference, we also report the relative difference between the linear matter power spectra (gray dotted line).

The 6 best fitting parameters for the linear feature models given in table 1 are:

$$\begin{aligned}
 \Sigma_{\text{lin}}(z) &= [12.23, 8.00, 5.70, 4.40, 3.59, 3.05] \text{ Mpc} , \\
 \Sigma_{\text{lin}}(z) &= [12.26, 8.02, 5.73, 4.42, 3.61, 3.06] \text{ Mpc} , \\
 \Sigma_{\text{lin}}(z) &= [12.20, 7.96, 5.66, 4.36, 3.55, 3.01] \text{ Mpc} , \\
 \Sigma_{\text{lin}}(z) &= [12.26, 7.99, 5.68, 4.38, 3.57, 3.02] \text{ Mpc} , \\
 \Sigma_{\text{lin}}(z) &= [12.55, 8.23, 5.88, 4.54, 3.72, 3.17] \text{ Mpc} , \\
 \Sigma_{\text{lin}}(z) &= [12.54, 8.21, 5.85, 4.53, 3.71, 3.16] \text{ Mpc} ,
 \end{aligned}$$

where different values inside the square brackets refer to different redshift, i.e. $z = 0, 1, 2, 3, 4, 5$. Fitting simultaneously the 6 best-fit, we find:

$$\Sigma_{\text{lin}}(z) = [12.34, 8.07, 5.75, 4.44, 3.62, 3.08] \text{ Mpc} . \quad (3.4)$$

For the 4 best-fit of the logarithmic model (2.2) we obtain:

$$\begin{aligned}
 \Sigma_{\log}(z) &= [11.30, 6.68, 4.47, 3.37, 2.71, 2.27] \text{ Mpc} , \\
 \Sigma_{\log}(z) &= [11.23, 6.35, 4.09, 2.99, 2.34, 1.91] \text{ Mpc} , \\
 \Sigma_{\log}(z) &= [12.40, 7.78, 5.35, 4.06, 3.29, 2.77] \text{ Mpc} , \\
 \Sigma_{\log}(z) &= [13.20, 8.32, 5.74, 4.36, 3.53, 2.98] \text{ Mpc} ,
 \end{aligned}$$

and fitting simultaneously the 4 best-fit, we find

$$\Sigma_{\log}(z) = [11.96, 7.26, 4.90, 3.72, 3.02, 2.55] \text{ Mpc} . \quad (3.5)$$

In figures 1–2, we show the comparison between the non-linear matter power spectrum for Λ CDM obtained from CAMB with undamped superimposed oscillations in green, the non-linear matter power spectrum obtained from the simulations in blue, and the non-linear matter

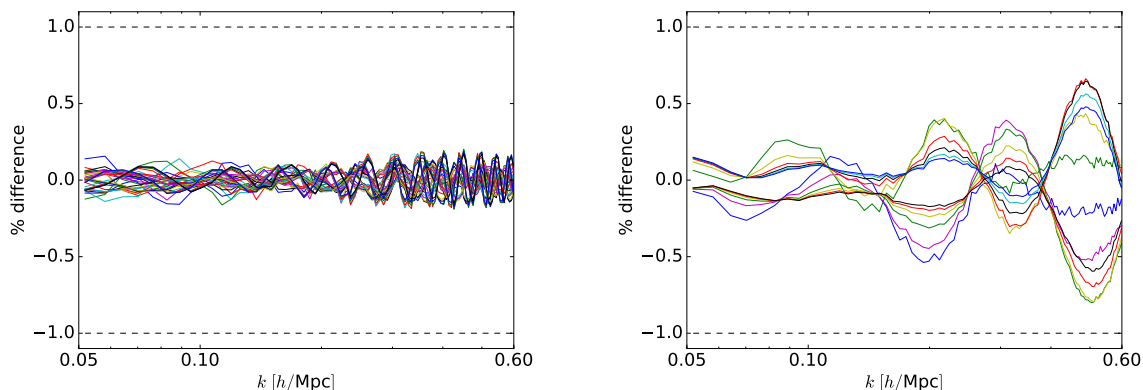


Figure 6. Percentage differences between non-linear matter power spectrum reconstructed with our semi-analytical template (3.2) and the non-linear matter power spectrum obtained from the simulations. We show the results from the Gaussian damping function (3.3) on the left panel for the linear model and on the right panel for the logarithmic model. The semi-analytical non-linear matter power spectra have been calculated using the simultaneous best-fit of the damping parameter Σ (3.4)–(3.5).

power spectrum for Λ CDM obtained from CAMB with superimposed oscillations obtained with our fit in dashed magenta for the linear and logarithmic models, respectively with the best-fit (3.4) and (3.5). The fit with the Gaussian envelope in eq. (3.3) provides an excellent fit to the simulations with relative differences lower than 0.2% for the linear model and 0.6% for the logarithmic one, up to $k \leq 0.6 h/\text{Mpc}$, see left panels on figure 6. Note that the absolute variance on the best-fit estimated for Σ_{lin} and Σ_{log} is smaller than 0.02.

We then want to compare our findings with the analytic results previously obtained in [25, 26]. The redshift behaviour from our simulations is very well reproduced by the growth factor $G(z)$, i.e. $\Sigma(z) = \Sigma_{\text{nl}}G(z)$, as analytically studied in [53, 54]. Based on our eqs. (3.2)–(3.3), we compare our results for $\Sigma(z)$ with the leading order from perturbation theory [25, 26]:

$$\Sigma_{\text{th}}^2(k, z) = \frac{1}{3\pi^2} \int_0^\Lambda dq [1 - j_0(q\omega) + 2j_2(q\omega)] P_{\text{lin}}(q, z), \quad (3.6)$$

where the separation scale Λ is suggested to be scale dependent $\Lambda = \epsilon k$ with $\epsilon \in [0.1, 0.7]$ [26, 55] and j_n are the spherical Bessel function. For the linear template we have $\omega \rightarrow \omega_{\text{lin}}/(0.05 \text{ Mpc}^{-1})$ and for the logarithmic template $\omega \rightarrow \omega_{\text{log}}/k$, as derived in [25, 26]. Figure 7 shows how our estimate for $\Sigma(z)$ is consistent with the analytic estimates to leading order for the linear and logarithmic wiggles according to [25, 26].

4 Comparison with the BAO signal

We now want to compare the linear template with the BAO signal. The matter power spectrum can be modeled by a smooth power spectrum without wiggles (nw) plus the BAO spectrum like:

$$P(k, z) \approx P_{\text{nw}}(k, z) [1 + A_{\text{BAO}}(k) \sin(kr_s(z) + \phi)]. \quad (4.1)$$

The BAO signal in Fourier space looks very similar to the oscillatory pattern induced on the matter power spectrum by the primordial linear oscillations (2.1) with a frequency $\log_{10}(\omega_{\text{lin}}) \sim 0.87$.

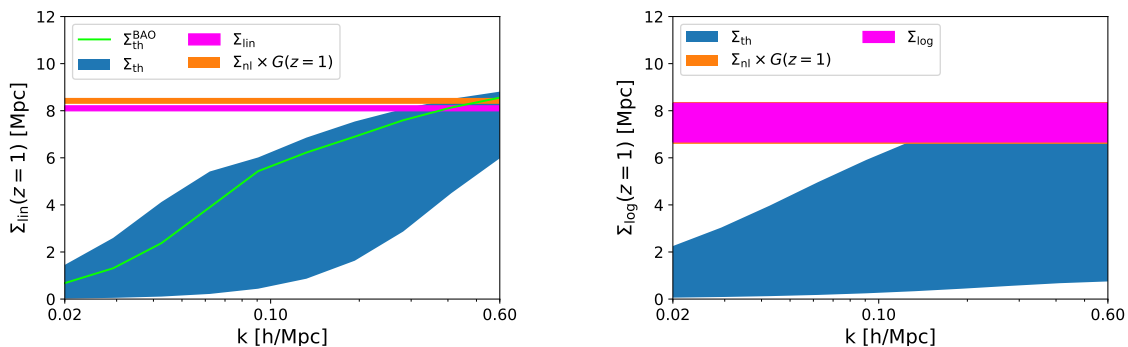


Figure 7. Comparison of our fit for the non-linear damping parameter Σ for linear (left panel) and logarithmic (right panel) template of primordial oscillations at redshift $z = 1$ with theoretical predictions to leading order [25, 26]. We display $\Sigma(z = 1)$ in magenta and $\Sigma_{\text{nl}}G(z)$ in orange where $\Sigma(z = 1)$ and $\Sigma_{\text{nl}} \equiv \Sigma(z = 0)$ have been fitted to the N-body simulations. The blue band shows the theoretical prediction to leading order [25, 26] when the separation scale Λ varied in the range $(0.1 - 0.7)k$ for the same frequencies of our simulations. We include also the theoretical prediction for the BAO damping with $\omega \sim 110 \text{ Mpc}/h$ (green line) and $\Lambda = 0.5k$ according to [55].

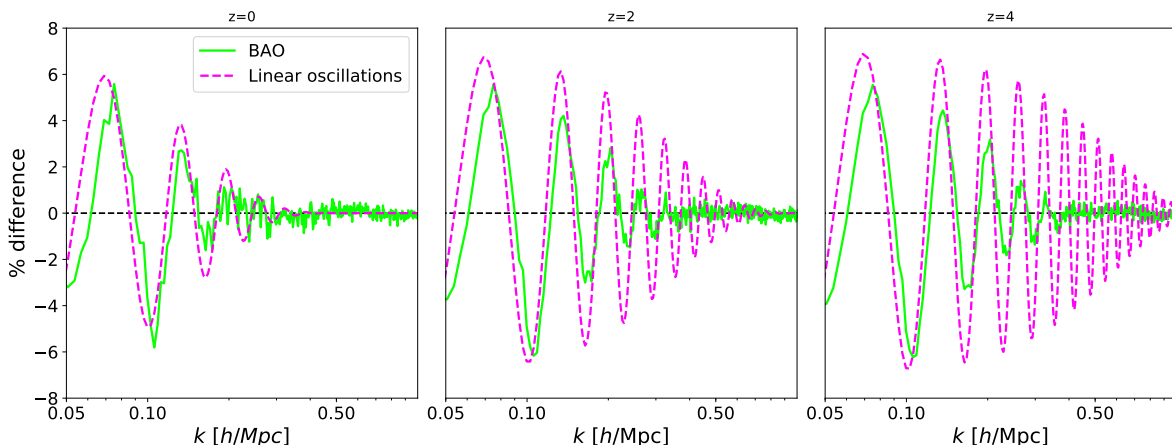


Figure 8. Comparison between the BAO signal at $z = 0, 2, 4$ (green solid line) extracted from our Λ CDM simulation and our fit for the linear template with $\mathcal{A}_{\text{lin}} = 0.07$, $\log_{10}(\omega_{\text{lin}}) = 0.87$, $\phi/(2\pi) = 0.4$ (magenta dashed line). The green curve shows the relative differences between the non-linear matter power spectrum with and without BAO wiggles for Λ CDM (both without superimposed oscillations). The dashed magenta curve shows the relative differences between the non-linear matter power spectrum with and without superimposed linear oscillations (2.1) (both with BAO). We perform the BAO signal subtraction with a polynomial method following ref. [57]. We tune it in order to have a good BAO signal subtraction and non-distortion of the broadband power spectrum.

As can be seen in figure 8, even with a fine tuned frequency, the linear template is different from the BAO signal at early times, i.e. $z = 4$: we can see the footprints of the Silk damping on the BAO signal [56], but not on the primordial oscillations.

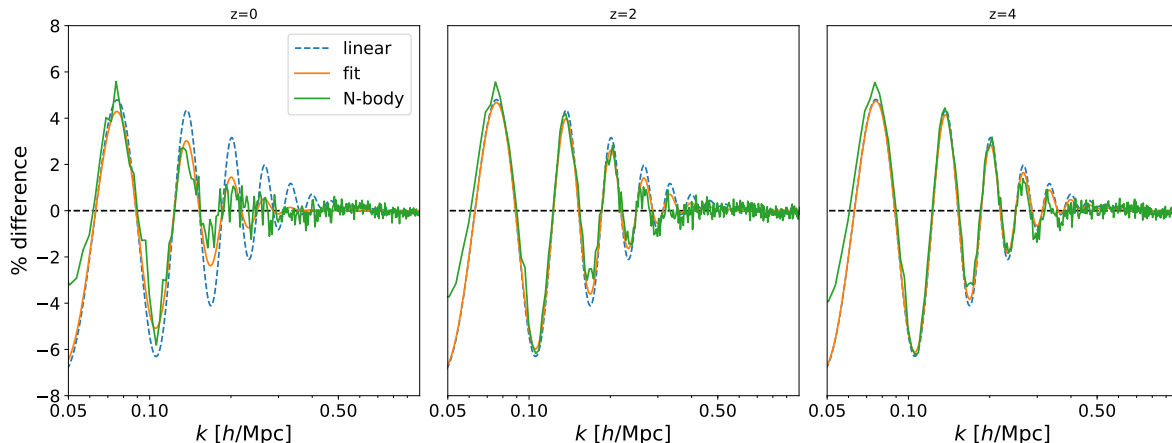


Figure 9. Relative differences between the non-linear matter power spectrum for Λ CDM with the smooth power spectrum without BAO. The blue dashed curve shows the relative differences for the linear matter power spectrum, the orange curve shows the relative differences for the non-linear matter power spectrum obtained with the Gaussian damping (3.3) with the damping parameter Σ_{BAO} (4.2) fitted to the N-body simulations, and the green curve shows the relative differences for the non-linear matter power spectrum extracted from the N-body simulations.

As consistency check, we extract the damping of the BAO from our Λ CDM N-body simulations. We fit BAO non-linear damping by using the Gaussian envelope (3.3):

$$\Sigma_{\text{BAO}}(z) = [13.90, 9.15, 6.82, 5.66, 5.01, 4.62] \text{ Mpc}. \quad (4.2)$$

with an absolute variance on the Σ_{BAO} estimated smaller than 0.7, which is consistent with results in literature (see for instance ref. [58]). See figure 9 for a comparison of the linear and non-linear BAO signal.

5 Forecast for future galaxy surveys

We describe in this section the Fisher matrix methodology for the galaxy clustering (GC) and the CMB used for our forecasts. We also describe the specifications for the different experiments considered: Euclid-like, Subaru Prime Focus Spectrograph (PFS), *Planck*-like, and a CMB cosmic-variance (CV) experiment.

5.1 Galaxy power spectrum

We measure galaxy positions in angular and redshift coordinates and not the position in comoving coordinates, i.e. the true galaxy power spectrum is not a direct observable. We use a model for the observed galaxy power spectrum based on [59–61]:

$$P_{\text{obs}}(k_{\perp}^{\text{ref}}, k_{\parallel}^{\text{ref}}, z) = \left[\frac{D_{\text{A}}^{\text{ref}}(z)}{D_{\text{A}}(z)} \right]^2 \frac{H(z)}{H^{\text{ref}}(z)} F_{\text{FoG}}(k, z) \frac{P_{\text{fit}}(k, z)}{\sigma_{\delta}^2(z)} + P_{\text{shot}}(z), \quad (5.1)$$

where $D_{\text{A}} = r(z)/(1+z)$ is the angular diameter distance, $r(z)$ is the comoving distance, $H(z) = \dot{a}/a$ is the Hubble parameter, $k^2 = k_{\perp}^2 + k_{\parallel}^2$, and $\mu = k_{\parallel}/k = \hat{\mathbf{r}} \cdot \hat{\mathbf{k}}$. This is connected to the true galaxy power spectrum via a coordinate transformation [62]:

$$k_{\perp}^{\text{ref}} = \frac{D_{\text{A}}(z)}{D_{\text{A}}^{\text{ref}}(z)} k_{\perp}, \quad k_{\parallel}^{\text{ref}} = \frac{H^{\text{ref}}(z)}{H(z)} k_{\parallel}. \quad (5.2)$$

In eq. (5.1), P_{shot} is the shot noise and we model the redshift-space distortions (RSD) as:

$$F_{\text{FoG}}(k, z) = \frac{[b(z)\sigma_8(z) + f(z)\sigma_8(z)\mu^2]^2}{1 + k^2\mu^2\sigma_{r,p}^2/2} e^{-k^2\mu^2\sigma_{r,z}^2}, \quad (5.3)$$

where $b(z)$ is the linear clustering bias, $f(k, z) = d \ln G(k, z)/d \ln a$ is the growth rate, and $G(k, z)$ is the growth factor. Here the numerator is the linear RSD [63, 64], which takes into account the enhancement due to large-scale peculiar velocities. The Lorentzian denominator models the non-linear damping due to small-scale peculiar velocities, where $\sigma_{r,p}$ is the distance dispersion:

$$\sigma_{r,p}(z) = \frac{\sigma_p(z)}{H(z)a(z)}, \quad (5.4)$$

corresponding to the physical velocity dispersion σ_p . We choose a value of $\sigma_p = 290$ km/s as our fiducial [61]. An additional exponential damping factor is added to account for the error σ_z in the determination of the redshift of sources, where:

$$\sigma_{r,z}(z) = \frac{\partial r}{\partial z} \sigma_z = \frac{c}{H(z)} \sigma_z. \quad (5.5)$$

We model the smearing of the BAO feature according to [53, 61]:

$$P_{\text{dw}}(k, \mu, z) = P_{\text{m}}(k, \mu, z) e^{-\Sigma_{\text{BAO}}^2(z)k^2/2} + P_{\text{nw}}(k, \mu, z) \left(1 - e^{-\Sigma_{\text{BAO}}^2(z)k^2/2}\right), \quad (5.6)$$

where $\Sigma_{\text{BAO}}(z) \equiv \Sigma_{\text{BAO}}G(z)$ with $\Sigma_{\text{BAO}}(z=0) = 9.3$ Mpc/ h . Here P_{dw} is dressed with the damped primordial oscillation fitted to the N-body simulations according to eq. (3.2).

Finally, the finite size of a galaxy survey and the survey window function introduce couplings between different modes k and, as a consequence, discrete bandpowers should be considered in the analysis in order to avoid these correlations. We model the observed matter power spectrum (5.1) in bandpowers averaged over a bandwidth Δk with a top-hat window function as in refs. [12, 25]:

$$\hat{P}_{\text{obs}}(k_i, z) = \frac{1}{\Delta k} \int_{k_i - \Delta k/2}^{k_i + \Delta k/2} dk' P_{\text{obs}}(k', z). \quad (5.7)$$

5.2 Fisher analysis

We follow the same approach as in ref. [21] (see also refs. [59, 65]). The Fisher matrix for the observed matter power spectrum (5.1), for a i -th redshift bin, is given by:

$$F_{\alpha\beta}^{\text{GC}}(z_i) = \int_{-1}^1 d\mu \int_{k_{\text{min}}}^{k_{\text{max}}} \frac{k^2 dk}{8\pi^2} \frac{\partial \ln P_{\text{obs}}(k, \mu, z_i)}{\partial \alpha} \frac{\partial \ln P_{\text{obs}}(k, \mu, z_i)}{\partial \beta} V_{\text{eff}}(z_i), \quad (5.8)$$

where k and μ are the ones related to the reference cosmology, $\partial P_{\text{obs}}/\partial \alpha$ is the derivative with respect to the α element in the cosmological parameter vector $\boldsymbol{\theta}$. The effective volume in the i -th redshift bin, is given by [66]:

$$V_{\text{eff}}(k, \mu, z_i) \simeq V_{\text{surv}}(z_i) \left[\frac{n(z_i)P_{\text{obs}}(k, \mu; z_i)}{n(z_i)P_{\text{obs}}(k, \mu, z_i) + 1} \right]^2, \quad (5.9)$$

where $V_{\text{surv}}(z_i)$ is the comoving volume in the i -th redshift bin.

The full set of parameters θ includes the standard shape parameters $\{\omega_c, \omega_b, h, n_s\}$, the redshift-dependent parameters $\{H, D_A, \log(f\sigma_8)\}_{z_i}$, the redshift-dependent nuisance parameters $\{\log(b\sigma_8), P_{\text{shot}}, \sigma_p\}_{z_i}$ together with the three extra parameters of the primordial oscillatory feature model $\{\mathcal{A}_X, \log_{10}(\omega_X), \phi/(2\pi)\}$ (see section 2). After marginalizing over the nuisance parameters, we project the redshift-dependent parameters on the final set of cosmological parameters

$$\{\omega_c, \omega_b, h, n_s, \ln(10^{10} A_s), \mathcal{A}_X, \log_{10}(\omega_X), \phi/(2\pi)\}. \quad (5.10)$$

The Fisher matrix for CMB angular power spectra (temperature and E-mode polarization) is [67–71]:

$$F_{\alpha\beta}^{\text{CMB}} = f_{\text{sky}} \sum_{\ell} \frac{2\ell + 1}{2} \text{tr} [\mathbf{C}_{\ell,\alpha} \mathbf{\Sigma}_{\ell} \mathbf{C}_{\ell,\beta} \mathbf{\Sigma}_{\ell}], \quad (5.11)$$

where \mathbf{C}_{ℓ} is the covariance matrix, $\mathbf{C}_{\ell,\alpha} \equiv \partial \mathbf{C}_{\ell} / \partial \alpha$ is the derivative with respect to the α element in the cosmological parameter vector θ , and $\mathbf{\Sigma}_{\ell} \equiv (\mathbf{C}_{\ell} + \mathbf{N}_{\ell})^{-1}$ is the inverse of the total noise matrix with \mathbf{N}_{ℓ} the diagonal noise matrix. The effective noise N_{ℓ}^X is the instrumental noise convolved with the beams of different frequency channels [16]. We adopt the specifications denoted as CMB-1 in [16] for a *Planck*-like sensitivity, which reproduce uncertainties for standard cosmological parameters similar to those which can be obtained by *Planck* [72].

We study the predictions for a CV-CMB experiment considering the specifications of $f_{\text{sky}} = 0.7$, and a multipole range from $\ell_{\text{min}} = 2$ up to $\ell_{\text{max}} = 2500$.

The full set of parameters θ for the CMB includes

$$\{\omega_c, \omega_b, h, n_s, \tau, \ln(10^{10} A_s), \mathcal{A}_X, \log_{10}(\omega_X), \phi_X/(2\pi)\}. \quad (5.12)$$

We marginalize over τ the Fisher matrix of the CMB before combining it with the one of the GC.

5.3 Galaxy clustering specifications

We focus on two spectroscopic galaxy surveys. First, we consider a Euclid-like spectroscopic survey that will probe $f_{\text{sky}} = 15,000 \text{ deg}^2$ over a redshift range $0.9 \leq z \leq 1.8$ divided in 9 tomographic redshift bins equally spaced. We adopt the predicted redshift distribution of the number counts of H α -emitting galaxies, dN/dz , per square degree for Euclid-like H α -selected survey from ref. [73] with H α + [NII] blended flux limits of $2 \times 10^{-16} \text{ erg s}^{-1} \text{ cm}^{-2}$ and dust method from [74], and the linear clustering bias from ref. [75]. Secondly, we consider the Subaru Prime Focus Spectrograph (PFS) which will map emission line galaxies spanning a redshift range $0.8 < z < 2.4$ over $1,464 \text{ deg}^2$ [76]. In this case, we assume a redshift accuracy of $\sigma_z = 0.001$ for both the two experiments.

6 Results

We now discuss our results for the two oscillatory models considered (see section 2 for the parameterizations). The marginalized 68% constraints on the amplitude \mathcal{A} (for different values of $\log_{10}(\omega_X)$ around the best-fit $\mathcal{A}_X = 0.03$ and $\phi_X/(2\pi) = 0.2$) for a Euclid-like experiment are shown in figure 10 and can be summarized as follows:

- using the linear matter power spectrum in (5.1), we recover uncertainties on the amplitude consistent with the ones obtained in ref. [15] for the linear model (2.1) and in refs. [15, 16] for the logarithmic model (2.2) for $k_{\max} = 0.1 h/\text{Mpc}$. We find similar uncertainties using the non-linear matter power spectrum when $k_{\max} = 0.1 h/\text{Mpc}$. This confirms the validity of using the linear theory when restricting to these scales;
- when $k_{\max} = 0.6 h/\text{Mpc}$, we find that Euclid-like can decrease the uncertainties $\sigma(\mathcal{A})$ by a factor 2 when $\log_{10}(\omega_X) > 1.0$ thanks to our modelling of non-linear effects. Note that incorrectly by discarding non-linear effects one would get much tighter constraints. We find that a Euclid-like survey can lead to uncertainties which improve on a CV-CMB for $\log_{10}(\omega_{\text{lin}}) > 1.3$ and $\log_{10}(\omega_{\text{log}}) > 1.6$;
- another interesting aspect is that the improvement in term of uncertainties saturates at $k_{\max} = 0.3 h/\text{Mpc}$ for the model considered. This trend is due to the non-linear damping which smooths most of the oscillations for $k > 0.3 h/\text{Mpc}$ for $z < 2$;
- finally we see that for the linear model the uncertainties for frequencies around the BAO frequency $\log_{10}(\omega_{\text{lin}}) \simeq 0.87$ are sensitively degraded, as pointed out in ref. [25].

Our best forecasted constraint from Euclid-like GC in combining with CMB-1 (*Planck*-like) information for both the two models ($X = \text{lin}, \text{log}$) corresponds to $\sigma(\mathcal{A}_X) \simeq 0.0018$ for $\log_{10}(\omega_X) = 1.1$ and $\sigma(\mathcal{A}_X) \simeq 0.0026$ for $\log_{10}(\omega_X) = 2.1$, respectively.

We then consider PFS. We find also in this case that the improvement in terms of uncertainties saturates around $k_{\max} = 0.3 h/\text{Mpc}$, even if PFS covers redshifts larger than $z = 2$. Despite the smaller sky coverage compared to Euclid (by $\sim 10\%$), we find similar uncertainties for PFS when combined with CMB information, 2 times larger than the uncertainties obtained for the same frequencies for the Euclid-like specifications.

Finally, we combine the two GC clustering experiments with a future full-sky CV-CMB experiment inspired by proposed CMB satellites [77–79]. Despite the large improvement by a factor of 3 in terms of uncertainties when we consider CMB alone (see figure 10), once we combine CMB with GC information the improvement from *Planck*-like to CV is minor and $\lesssim 10\%$ for $\log_{10}(\omega_X) > 1$.

In figure 10, we can see that the uncertainties for high frequencies become large. This is due to the window function (5.7) which progressively damp frequencies $\omega_{\text{lin}} \gtrsim 0.05/\Delta k$. For $\Delta k \simeq 0.005 h/\text{Mpc}$, close to the fundamental mode of BOSS and PFS, frequencies higher than $\omega_{\text{lin}} \sim 10$ start to be damped. For the spectroscopic survey expected for Euclid a smaller bandwidth of $\Delta k \simeq 0.0025$ should guarantee optimal constraints up to $\omega_{\text{lin}} \sim 20$. For the logarithmic model the oscillations persist on small scales up to higher frequencies. The addition of the density field reconstruction to the analysis as done in ref. [25] can further improve the constraints.

7 Conclusions

Global features in the primordial power spectrum provide a variety of information on the physics of the early Universe ranging from the detection of new heaviest particles, of the presence of a fast-roll stage, to fine details in the inflationary dynamics. They can also be used to discriminate between inflation and alternative scenarios in presence of signals which are oscillatory in time.

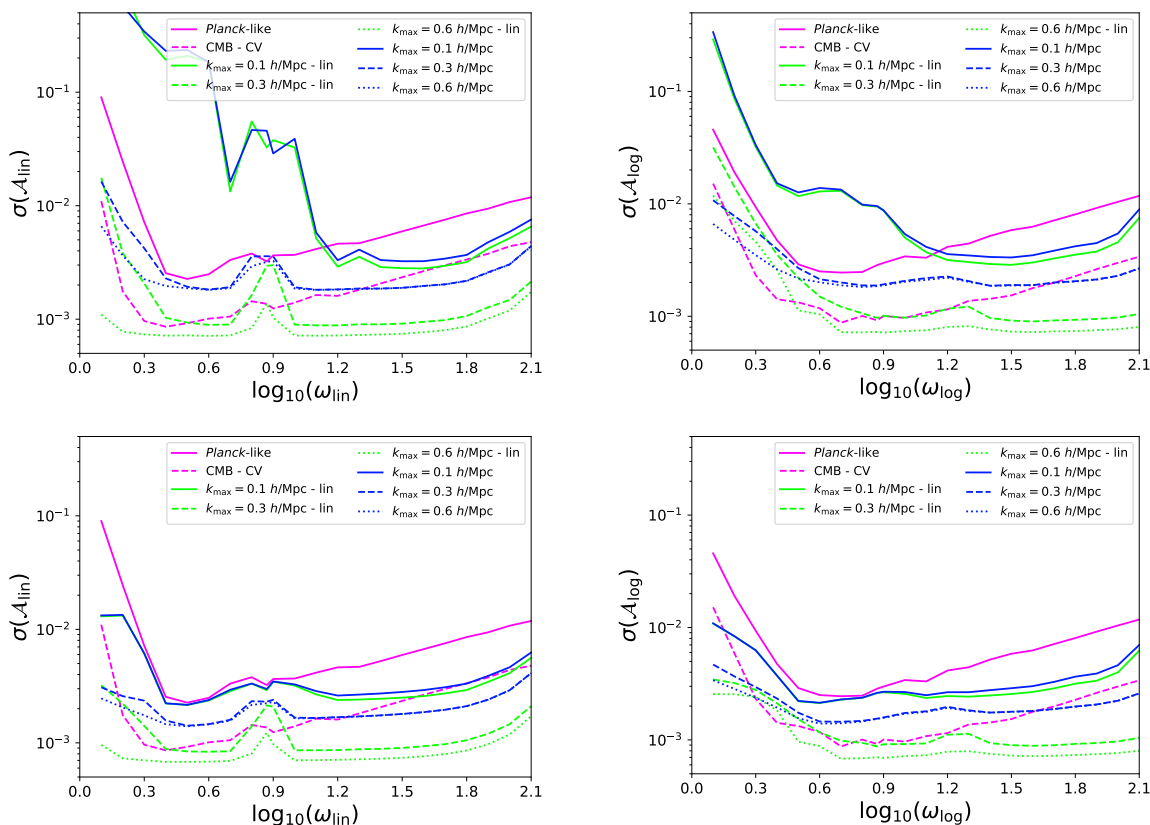


Figure 10. Marginalized uncertainties on \mathcal{A}_X as function of the frequency ω_X for the linear model (left panel) and the logarithmic model (right panel). We show uncertainties for CMB-1 (magenta) and for Euclid-like (combined with *Planck*-like information) in the top (bottom) panels for different maximum wavenumber considered $k_{\max} = 0.1, 0.3, 0.6 h/\text{Mpc}$ (solid, dashed, dotted). Green lines refer to the linear matter power spectrum in (5.1) and the blue lines to the non-linear matter power spectrum. CMB CV uncertainties are in dashed-magenta.

LSS experiments (also in the perspective of the next coming surveys) give the opportunity to further investigate the presence of any salient features in the matter power spectrum, complementing the constraints based on CMB anisotropy measurements to smaller scales. In refs. [14–19, 25], it has been already pointed out the complementarity between the matter power spectrum from future galaxy surveys and the angular power spectrum from the measurements of CMB anisotropies in temperature and polarization to help in characterizing primordial features in the primordial power spectrum. In particular, in refs. [15, 16] it has been shown how future LSS surveys will be able to improve current constraints on these oscillatory-features models just by using linear scales, i.e. $k \lesssim 0.1 h \text{ Mpc}^{-1}$.

In order to study the imprints of primordial features on all scales probed by galaxy surveys, we have run a set of high-resolution DM-only cosmological simulations corresponding to different models with linear and logarithmic superimposed oscillations with $1,024^3$ DM particles in a comoving box with side length of $1,024 \text{ Mpc}/h$ and $2,048 \text{ Mpc}/h$ (see [20, 24] for previous applications of N-body simulations to different models of primordial features). Our study is important to understand the fully non-linear regime for the clustering in models with primordial features. Our results complement analytic approximations based on a perturbative

treatment, see refs. [24–26], and show a compatible non-linear damping with respect to analytic results to leading order. We stress that these effects are relevant for current galaxy surveys like BOSS and eBOSS [80], DESI [81], DES [82], as well as for future experiments such as Euclid and PSF-Subaru.

After calibrating the damping of the primordial oscillations with a semi-analytical template (3.3) against the matter power spectrum extracted from the N-body simulations at different redshifts, we have studied the forecasted uncertainties extending our previous analysis [16] on the capability of GC up to quasi-linear scales $k \lesssim 0.1 h/\text{Mpc}$ to improve the uncertainties for such class of primordial models. The uncertainties on the amplitude of the linear (logarithmic) primordial oscillations for a wide Euclid-like experiment covering the redshift range $0.9 \leq z \leq 1.8$ over a sky patch of $15,000 \text{ deg}^2$ around a fiducial value $\mathcal{A}_{\text{lin}} = 0.03$ ($\mathcal{A}_{\text{log}} = 0.03$) are $\sigma(\mathcal{A}_X) \simeq 0.0025$ (0.0034) for $\log_{10}(\omega_X) = 0.1$, $\sigma(\mathcal{A}_X) \simeq 0.0017$ (0.0018) for $\log_{10}(\omega_X) = 1.1$, $\sigma(\mathcal{A}_X) \simeq 0.0041$ (0.0026) for $\log_{10}(\omega_X) = 2.1$ and for a deeper experiment as PFS covering the redshift range $0.8 \leq z \leq 2.4$ over a sky patch of $1,464 \text{ deg}^2$ are $\sigma(\mathcal{A}_X) \simeq 0.0044$ (0.0032) for $\log_{10}(\omega_X) = 0.1$, $\sigma(\mathcal{A}_X) \simeq 0.0026$ (0.0029) for $\log_{10}(\omega_X) = 1.1$, $\sigma(\mathcal{A}_X) \simeq 0.0096$ (0.0064) for $\log_{10}(\omega_X) = 2.1$, in combination with *Planck*-like CMB temperature and polarization anisotropies and assuming $k_{\text{max}} = 0.6 h/\text{Mpc}$. We find an improvement by a factor 2 including non-linear scales from $k_{\text{max}} = 0.1 h/\text{Mpc}$ to $k_{\text{max}} = 0.6 h/\text{Mpc}$.

Oscillatory features in the PPS also generate highly correlated signals in terms of non-Gaussianities [27, 83–85] and specific features appear also in the bispectrum (see ref. [86] for a review), so that primordial features can also be searched for in the bispectrum [87], or jointly in the power spectrum and bispectrum [88–90]. In addition, a scale-dependent contribution to the clustering bias is expected in the presence of primordial non-Gaussianity [91–94]. This last effect has been studied in ref. [21] for large-scale features and in ref. [95] for oscillatory features resulting in a very small effect that upcoming surveys will be unable to detect. Direct studies of the imprint from these oscillatory features on the matter bispectrum are still promising in order to have a tighter and more robust detection of this features. A first investigation of the matter bispectrum in these models has been presented in ref. [26] using perturbation theory, and it will be important to further extend this framework in order to see how non-linearities affect higher-order statistics.

Acknowledgments

The authors are thankful to Hitoshi Murayama, Gabriele Parimbelli, Sergey Sibiryakov, and Zvonimir Vlah for helpful discussions and suggestions. We thank Matteo Biagetti and Xingang Chen for discussions and comments on the draft. The simulations have been performed on the Ulysses SISSA/ICTP supercomputer, and on the DiRAC DIaL cluster at Leicester University. The authors are supported by the INFN-InDark grant. MB and FF acknowledge financial contribution from the agreement ASI/INAF n. 2018-23-HH.0 “Attività scientifica per la missione EUCLID — Fase D”. MB acknowledges also partial support by the South African Radio Astronomy Observatory, which is a facility of the National Research Foundation, an agency of the Department of Science and Technology, and also by the Claude Leon Foundation. FF acknowledges financial support by ASI Grant 2016-24-H.0. MV acknowledges financial support from the agreement ASI-INAF n.2017-14-H.0.

References

- [1] J. Chluba, J. Hamann and S.P. Patil, *Features and new physical scales in primordial observables: theory and observation*, *Int. J. Mod. Phys. D* **24** (2015) 1530023 [[arXiv:1505.01834](#)] [[INSPIRE](#)].
- [2] A.A. Starobinsky, *A new type of isotropic cosmological models without singularity*, *Phys. Lett. B* **91** (1980) 99 [[INSPIRE](#)].
- [3] A.H. Guth, *The inflationary universe: a possible solution to the horizon and flatness problems*, *Phys. Rev. D* **23** (1981) 347 [[INSPIRE](#)].
- [4] A.D. Linde, *A new inflationary universe scenario: a possible solution of the horizon, flatness, homogeneity, isotropy and primordial monopole problems*, *Phys. Lett. B* **108** (1982) 389 [[INSPIRE](#)].
- [5] A.D. Linde, *Chaotic inflation*, *Phys. Lett. B* **129** (1983) 177 [[INSPIRE](#)].
- [6] A. Albrecht and P.J. Steinhardt, *Cosmology for grand unified theories with radiatively induced symmetry breaking*, *Phys. Rev. Lett.* **48** (1982) 1220 [[INSPIRE](#)].
- [7] X. Chen and Y. Wang, *Quasi-single field inflation and non-Gaussianities*, *JCAP* **04** (2010) 027 [[arXiv:0911.3380](#)] [[INSPIRE](#)].
- [8] N. Arkani-Hamed and J. Maldacena, *Cosmological collider physics*, [arXiv:1503.08043](#) [[INSPIRE](#)].
- [9] WMAP collaboration, *First year Wilkinson Microwave Anisotropy Probe (WMAP) observations: implications for inflation*, *Astrophys. J. Suppl.* **148** (2003) 213 [[astro-ph/0302225](#)] [[INSPIRE](#)].
- [10] PLANCK collaboration, *Planck 2018 results. X. Constraints on inflation*, [arXiv:1807.06211](#) [[INSPIRE](#)].
- [11] H. Zhan, L. Knox, A. Tyson and V. Margoniner, *Exploring large-scale structure with billions of galaxies*, *Astrophys. J.* **640** (2006) 8 [[astro-ph/0508119](#)] [[INSPIRE](#)].
- [12] Z. Huang, L. Verde and F. Vernizzi, *Constraining inflation with future galaxy redshift surveys*, *JCAP* **04** (2012) 005 [[arXiv:1201.5955](#)] [[INSPIRE](#)].
- [13] B. Hu and J. Torrado, *Searching for primordial localized features with CMB and LSS spectra*, *Phys. Rev. D* **91** (2015) 064039 [[arXiv:1410.4804](#)] [[INSPIRE](#)].
- [14] X. Chen, P.D. Meerburg and M. Münchmeyer, *The future of primordial features with 21 cm tomography*, *JCAP* **09** (2016) 023 [[arXiv:1605.09364](#)] [[INSPIRE](#)].
- [15] X. Chen, C. Dvorkin, Z. Huang, M.H. Namjoo and L. Verde, *The future of primordial features with large-scale structure surveys*, *JCAP* **11** (2016) 014 [[arXiv:1605.09365](#)] [[INSPIRE](#)].
- [16] M. Ballardini, F. Finelli, C. Fedeli and L. Moscardini, *Probing primordial features with future galaxy surveys*, *JCAP* **10** (2016) 041 [*Erratum ibid.* **04** (2018) E01] [[arXiv:1606.03747](#)] [[INSPIRE](#)].
- [17] Y. Xu, J. Hamann and X. Chen, *Precise measurements of inflationary features with 21 cm observations*, *Phys. Rev. D* **94** (2016) 123518 [[arXiv:1607.00817](#)] [[INSPIRE](#)].
- [18] M.A. Fard and S. Baghran, *Late time sky as a probe of steps and oscillations in primordial universe*, *JCAP* **01** (2018) 051 [[arXiv:1709.05323](#)] [[INSPIRE](#)].
- [19] G.A. Palma, D. Sapone and S. Sypsas, *Constraints on inflation with LSS surveys: features in the primordial power spectrum*, *JCAP* **06** (2018) 004 [[arXiv:1710.02570](#)] [[INSPIRE](#)].
- [20] B. L’Huillier, A. Shafieloo, D.K. Hazra, G.F. Smoot and A.A. Starobinsky, *Probing features in the primordial perturbation spectrum with large-scale structure data*, *Mon. Not. Roy. Astron. Soc.* **477** (2018) 2503 [[arXiv:1710.10987](#)] [[INSPIRE](#)].

- [21] M. Ballardini, F. Finelli, R. Maartens and L. Moscardini, *Probing primordial features with next-generation photometric and radio surveys*, *JCAP* **04** (2018) 044 [[arXiv:1712.07425](#)] [[INSPIRE](#)].
- [22] M. Ballardini, *Probing primordial features with the primary CMB*, *Phys. Dark Univ.* **23** (2019) 100245 [[arXiv:1807.05521](#)] [[INSPIRE](#)].
- [23] C. Zeng, E.D. Kovetz, X. Chen, Y. Gong, J.B. Muñoz and M. Kamionkowski, *Searching for oscillations in the primordial power spectrum with CMB and LSS data*, *Phys. Rev. D* **99** (2019) 043517 [[arXiv:1812.05105](#)] [[INSPIRE](#)].
- [24] Z. Vlah, U. Seljak, M.Y. Chu and Y. Feng, *Perturbation theory, effective field theory and oscillations in the power spectrum*, *JCAP* **03** (2016) 057 [[arXiv:1509.02120](#)] [[INSPIRE](#)].
- [25] F. Beutler, M. Biagetti, D. Green, A. Slosar and B. Wallisch, *Primordial features from linear to nonlinear scales*, *Phys. Rev. Res.* **1** (2019) 033209 [[arXiv:1906.08758](#)] [[INSPIRE](#)].
- [26] A. Vasudevan, M.M. Ivanov, S. Sibiryakov and J. Lesgourgues, *Time-sliced perturbation theory with primordial non-Gaussianity and effects of large bulk flows on inflationary oscillating features*, *JCAP* **09** (2019) 037 [[arXiv:1906.08697](#)] [[INSPIRE](#)].
- [27] X. Chen, R. Easther and E.A. Lim, *Generation and characterization of large non-Gaussianities in single field inflation*, *JCAP* **04** (2008) 010 [[arXiv:0801.3295](#)] [[INSPIRE](#)].
- [28] X. Wang, B. Feng, M. Li, X.-L. Chen and X. Zhang, *Natural inflation, Planck scale physics and oscillating primordial spectrum*, *Int. J. Mod. Phys. D* **14** (2005) 1347 [[astro-ph/0209242](#)] [[INSPIRE](#)].
- [29] R. Bean, X. Chen, G. Hailu, S.-H. Henry Tye and J. Xu, *Duality cascade in brane inflation*, *JCAP* **03** (2008) 026 [[arXiv:0802.0491](#)] [[INSPIRE](#)].
- [30] R. Flauger, L. McAllister, E. Pajer, A. Westphal and G. Xu, *Oscillations in the CMB from axion monodromy inflation*, *JCAP* **06** (2010) 009 [[arXiv:0907.2916](#)] [[INSPIRE](#)].
- [31] X. Chen, *Fingerprints of primordial universe paradigms as features in density perturbations*, *Phys. Lett. B* **706** (2011) 111 [[arXiv:1106.1635](#)] [[INSPIRE](#)].
- [32] X. Chen, *Primordial features as evidence for inflation*, *JCAP* **01** (2012) 038 [[arXiv:1104.1323](#)] [[INSPIRE](#)].
- [33] U.H. Danielsson, *A note on inflation and transPlanckian physics*, *Phys. Rev. D* **66** (2002) 023511 [[hep-th/0203198](#)] [[INSPIRE](#)].
- [34] R. Easther, B.R. Greene, W.H. Kinney and G. Shiu, *A generic estimate of transPlanckian modifications to the primordial power spectrum in inflation*, *Phys. Rev. D* **66** (2002) 023518 [[hep-th/0204129](#)] [[INSPIRE](#)].
- [35] J. Martin and R. Brandenberger, *On the dependence of the spectra of fluctuations in inflationary cosmology on transPlanckian physics*, *Phys. Rev. D* **68** (2003) 063513 [[hep-th/0305161](#)] [[INSPIRE](#)].
- [36] VIRGO CONSORTIUM collaboration, *Stable clustering, the halo model and nonlinear cosmological power spectra*, *Mon. Not. Roy. Astron. Soc.* **341** (2003) 1311 [[astro-ph/0207664](#)] [[INSPIRE](#)].
- [37] R. Takahashi, M. Sato, T. Nishimichi, A. Taruya and M. Oguri, *Revising the halofit model for the nonlinear matter power spectrum*, *Astrophys. J.* **761** (2012) 152 [[arXiv:1208.2701](#)] [[INSPIRE](#)].
- [38] A. Mead, J. Peacock, C. Heymans, S. Joudaki and A. Heavens, *An accurate halo model for fitting non-linear cosmological power spectra and baryonic feedback models*, *Mon. Not. Roy. Astron. Soc.* **454** (2015) 1958 [[arXiv:1505.07833](#)] [[INSPIRE](#)].

- [39] A. Mead, C. Heymans, L. Lombriser, J. Peacock, O. Steele and H. Winther, *Accurate halo-model matter power spectra with dark energy, massive neutrinos and modified gravitational forces*, *Mon. Not. Roy. Astron. Soc.* **459** (2016) 1468 [[arXiv:1602.02154](#)] [[INSPIRE](#)].
- [40] A.A. Starobinsky, *Spectrum of adiabatic perturbations in the universe when there are singularities in the inflation potential*, *JETP Lett.* **55** (1992) 489 [*Pisma Zh. Eksp. Teor. Fiz.* **55** (1992) 477] [[INSPIRE](#)].
- [41] J.A. Adams, B. Cresswell and R. Easther, *Inflationary perturbations from a potential with a step*, *Phys. Rev. D* **64** (2001) 123514 [[astro-ph/0102236](#)] [[INSPIRE](#)].
- [42] A. Lewis, A. Challinor and A. Lasenby, *Efficient computation of CMB anisotropies in closed FRW models*, *Astrophys. J.* **538** (2000) 473 [[astro-ph/9911177](#)] [[INSPIRE](#)].
- [43] C. Howlett, A. Lewis, A. Hall and A. Challinor, *CMB power spectrum parameter degeneracies in the era of precision cosmology*, *JCAP* **04** (2012) 027 [[arXiv:1201.3654](#)] [[INSPIRE](#)].
- [44] J. Lesgourgues, *The Cosmic Linear Anisotropy Solving System (CLASS) I: overview*, [[arXiv:1104.2932](#)] [[INSPIRE](#)].
- [45] D. Blas, J. Lesgourgues and T. Tram, *The Cosmic Linear Anisotropy Solving System (CLASS) II: approximation schemes*, *JCAP* **07** (2011) 034 [[arXiv:1104.2933](#)] [[INSPIRE](#)].
- [46] S. Bird, M. Viel and M.G. Haehnelt, *Massive neutrinos and the non-linear matter power spectrum*, *Mon. Not. Roy. Astron. Soc.* **420** (2012) 2551 [[arXiv:1109.4416](#)] [[INSPIRE](#)].
- [47] V. Springel, S.D.M. White, G. Tormen and G. Kauffmann, *Populating a cluster of galaxies. 1. Results at $z = 0$* , *Mon. Not. Roy. Astron. Soc.* **328** (2001) 726 [[astro-ph/0012055](#)] [[INSPIRE](#)].
- [48] V. Springel, *The cosmological simulation code GADGET-2*, *Mon. Not. Roy. Astron. Soc.* **364** (2005) 1105 [[astro-ph/0505010](#)] [[INSPIRE](#)].
- [49] M. Crocce, S. Pueblas and R. Scoccimarro, *Transients from initial conditions in cosmological simulations*, *Mon. Not. Roy. Astron. Soc.* **373** (2006) 369 [[astro-ph/0606505](#)] [[INSPIRE](#)].
- [50] M. Viel, M.G. Haehnelt and V. Springel, *The effect of neutrinos on the matter distribution as probed by the intergalactic medium*, *JCAP* **06** (2010) 015 [[arXiv:1003.2422](#)] [[INSPIRE](#)].
- [51] F. Villaescusa-Navarro et al., *Statistical properties of paired fixed fields*, *Astrophys. J.* **867** (2018) 137 [[arXiv:1806.01871](#)] [[INSPIRE](#)].
- [52] M. Davis, G. Efstathiou, C.S. Frenk and S.D.M. White, *The evolution of large scale structure in a universe dominated by cold dark matter*, *Astrophys. J.* **292** (1985) 371 [[INSPIRE](#)].
- [53] H.-J. Seo and D.J. Eisenstein, *Improved forecasts for the baryon acoustic oscillations and cosmological distance scale*, *Astrophys. J.* **665** (2007) 14 [[astro-ph/0701079](#)] [[INSPIRE](#)].
- [54] D. Blas, M. Garny, M.M. Ivanov and S. Sibiryakov, *Time-sliced perturbation theory II: baryon acoustic oscillations and infrared resummation*, *JCAP* **07** (2016) 028 [[arXiv:1605.02149](#)] [[INSPIRE](#)].
- [55] T. Baldauf, M. Mirbabayi, M. Simonović and M. Zaldarriaga, *Equivalence principle and the baryon acoustic peak*, *Phys. Rev. D* **92** (2015) 043514 [[arXiv:1504.04366](#)] [[INSPIRE](#)].
- [56] J. Silk, *Cosmic black body radiation and galaxy formation*, *Astrophys. J.* **151** (1968) 459 [[INSPIRE](#)].
- [57] S.R. Hinton et al., *Measuring the 2D baryon acoustic oscillation signal of galaxies in WiggleZ: cosmological constraints*, *Mon. Not. Roy. Astron. Soc.* **464** (2017) 4807 [[arXiv:1611.08040](#)] [[INSPIRE](#)].
- [58] Z. Ding, H.-J. Seo, Z. Vlah, Y. Feng, M. Schmittfull and F. Beutler, *Theoretical systematics of future baryon acoustic oscillation surveys*, *Mon. Not. Roy. Astron. Soc.* **479** (2018) 1021 [[arXiv:1708.01297](#)] [[INSPIRE](#)].

- [59] H.-J. Seo and D.J. Eisenstein, *Probing dark energy with baryonic acoustic oscillations from future large galaxy redshift surveys*, *Astrophys. J.* **598** (2003) 720 [[astro-ph/0307460](#)] [[INSPIRE](#)].
- [60] Y.-S. Song and W.J. Percival, *Reconstructing the history of structure formation using redshift distortions*, *JCAP* **10** (2009) 004 [[arXiv:0807.0810](#)] [[INSPIRE](#)].
- [61] Y. Wang, C.-H. Chuang and C.M. Hirata, *Toward more realistic forecasting of dark energy constraints from galaxy redshift surveys*, *Mon. Not. Roy. Astron. Soc.* **430** (2013) 2446 [[arXiv:1211.0532](#)] [[INSPIRE](#)].
- [62] C. Alcock and B. Paczynski, *An evolution free test for non-zero cosmological constant*, *Nature* **281** (1979) 358 [[INSPIRE](#)].
- [63] N. Kaiser, *Clustering in real space and in redshift space*, *Mon. Not. Roy. Astron. Soc.* **227** (1987) 1 [[INSPIRE](#)].
- [64] A.J.S. Hamilton, *Linear redshift distortions: a review*, in *Ringberg workshop on large scale structure*, Ringberg, Germany, 23–28 September 1996, Springer, Dordrecht, The Netherlands (1997) [[astro-ph/9708102](#)] [[INSPIRE](#)].
- [65] M. Tegmark, *Measuring cosmological parameters with galaxy surveys*, *Phys. Rev. Lett.* **79** (1997) 3806 [[astro-ph/9706198](#)] [[INSPIRE](#)].
- [66] H.A. Feldman, N. Kaiser and J.A. Peacock, *Power spectrum analysis of three-dimensional redshift surveys*, *Astrophys. J.* **426** (1994) 23 [[astro-ph/9304022](#)] [[INSPIRE](#)].
- [67] L. Knox, *Determination of inflationary observables by cosmic microwave background anisotropy experiments*, *Phys. Rev. D* **52** (1995) 4307 [[astro-ph/9504054](#)] [[INSPIRE](#)].
- [68] G. Jungman, M. Kamionkowski, A. Kosowsky and D.N. Spergel, *Cosmological parameter determination with microwave background maps*, *Phys. Rev. D* **54** (1996) 1332 [[astro-ph/9512139](#)] [[INSPIRE](#)].
- [69] U. Seljak, *Measuring polarization in cosmic microwave background*, *Astrophys. J.* **482** (1997) 6 [[astro-ph/9608131](#)] [[INSPIRE](#)].
- [70] M. Zaldarriaga and U. Seljak, *An all sky analysis of polarization in the microwave background*, *Phys. Rev. D* **55** (1997) 1830 [[astro-ph/9609170](#)] [[INSPIRE](#)].
- [71] M. Kamionkowski, A. Kosowsky and A. Stebbins, *Statistics of cosmic microwave background polarization*, *Phys. Rev. D* **55** (1997) 7368 [[astro-ph/9611125](#)] [[INSPIRE](#)].
- [72] PLANCK collaboration, *Planck 2018 results. I. Overview and the cosmological legacy of Planck*, [arXiv:1807.06205](#) [[INSPIRE](#)].
- [73] A. Merson et al., *Predicting H α emission-line galaxy counts for future galaxy redshift surveys*, *Mon. Not. Roy. Astron. Soc.* **474** (2018) 177 [[arXiv:1710.00833](#)] [[INSPIRE](#)].
- [74] D. Calzetti, L. Armus, R.C. Bohlin, A.L. Kinney, J. Koornneef and T. Storchi-Bergmann, *The dust content and opacity of actively star-forming galaxies*, *Astrophys. J.* **533** (2000) 682 [[astro-ph/9911459](#)] [[INSPIRE](#)].
- [75] A. Merson, A. Smith, A. Benson, Y. Wang and C.M. Baugh, *Linear bias forecasts for emission line cosmological surveys*, *Mon. Not. Roy. Astron. Soc.* **486** (2019) 5737 [[arXiv:1903.02030](#)] [[INSPIRE](#)].
- [76] PFS TEAM collaboration, *Extragalactic science, cosmology and galactic archaeology with the Subaru Prime Focus Spectrograph*, *Publ. Astron. Soc. Jap.* **66** (2014) R1 [[arXiv:1206.0737](#)] [[INSPIRE](#)].
- [77] CORE collaboration, *Exploring cosmic origins with CORE: inflation*, *JCAP* **04** (2018) 016 [[arXiv:1612.08270](#)] [[INSPIRE](#)].

- [78] NASA PICO collaboration, *PICO: Probe of Inflation and Cosmic Origins*, [arXiv:1902.10541](#) [[INSPIRE](#)].
- [79] J. Delabrouille et al., *Microwave spectro-polarimetry of matter and radiation across space and time*, [arXiv:1909.01591](#) [[INSPIRE](#)].
- [80] BOSS collaboration, *The clustering of galaxies in the completed SDSS-III Baryon Oscillation Spectroscopic Survey: cosmological analysis of the DR12 galaxy sample*, *Mon. Not. Roy. Astron. Soc.* **470** (2017) 2617 [[arXiv:1607.03155](#)] [[INSPIRE](#)].
- [81] DESI collaboration, *The DESI experiment part I: science, targeting and survey design*, [arXiv:1611.00036](#) [[INSPIRE](#)].
- [82] DES collaboration, *Dark Energy Survey year 1 results: galaxy clustering for combined probes*, *Phys. Rev. D* **98** (2018) 042006 [[arXiv:1708.01536](#)] [[INSPIRE](#)].
- [83] X. Chen, R. Easther and E.A. Lim, *Large non-Gaussianities in single field inflation*, *JCAP* **06** (2007) 023 [[astro-ph/0611645](#)] [[INSPIRE](#)].
- [84] R. Flauger and E. Pajer, *Resonant non-Gaussianity*, *JCAP* **01** (2011) 017 [[arXiv:1002.0833](#)] [[INSPIRE](#)].
- [85] X. Chen, *Folded resonant non-Gaussianity in general single field inflation*, *JCAP* **12** (2010) 003 [[arXiv:1008.2485](#)] [[INSPIRE](#)].
- [86] X. Chen, *Primordial non-Gaussianities from inflation models*, *Adv. Astron.* **2010** (2010) 638979 [[arXiv:1002.1416](#)] [[INSPIRE](#)].
- [87] PLANCK collaboration, *Planck 2018 results. IX. Constraints on primordial non-Gaussianity*, [arXiv:1905.05697](#) [[INSPIRE](#)].
- [88] J.R. Fergusson, H.F. Gruetjen, E.P.S. Shellard and B. Wallisch, *Polyspectra searches for sharp oscillatory features in cosmic microwave sky data*, *Phys. Rev. D* **91** (2015) 123506 [[arXiv:1412.6152](#)] [[INSPIRE](#)].
- [89] P.D. Meerburg, M. Münchmeyer and B. Wandelt, *Joint resonant CMB power spectrum and bispectrum estimation*, *Phys. Rev. D* **93** (2016) 043536 [[arXiv:1510.01756](#)] [[INSPIRE](#)].
- [90] D. Karagiannis, A. Lazanu, M. Liguori, A. Raccanelli, N. Bartolo and L. Verde, *Constraining primordial non-Gaussianity with bispectrum and power spectrum from upcoming optical and radio surveys*, *Mon. Not. Roy. Astron. Soc.* **478** (2018) 1341 [[arXiv:1801.09280](#)] [[INSPIRE](#)].
- [91] N. Dalal, O. Dore, D. Huterer and A. Shirokov, *The imprints of primordial non-Gaussianities on large-scale structure: scale dependent bias and abundance of virialized objects*, *Phys. Rev. D* **77** (2008) 123514 [[arXiv:0710.4560](#)] [[INSPIRE](#)].
- [92] S. Matarrese and L. Verde, *The effect of primordial non-Gaussianity on halo bias*, *Astrophys. J.* **677** (2008) L77 [[arXiv:0801.4826](#)] [[INSPIRE](#)].
- [93] V. Desjacques, U. Seljak and I. Iliev, *Scale-dependent bias induced by local non-Gaussianity: a comparison to N-body simulations*, *Mon. Not. Roy. Astron. Soc.* **396** (2009) 85 [[arXiv:0811.2748](#)] [[INSPIRE](#)].
- [94] A. Slosar, C. Hirata, U. Seljak, S. Ho and N. Padmanabhan, *Constraints on local primordial non-Gaussianity from large scale structure*, *JCAP* **08** (2008) 031 [[arXiv:0805.3580](#)] [[INSPIRE](#)].
- [95] G. Cabass, E. Pajer and F. Schmidt, *Imprints of oscillatory bispectra on galaxy clustering*, *JCAP* **09** (2018) 003 [[arXiv:1804.07295](#)] [[INSPIRE](#)].